

Coworking 2.0

Stavební Fórum

October 25 - 2018



EY

Building a better
working world

The History Of Coworking

| | | | | | |
|---|---|---|--|---|--|
| 1995 | 1995 | 2005 | 2006 | 2008 | 2009 |
| As hackerspaces can be considered as one of the first pre-form of coworking spaces. | Vienna's mother of coworking spaces opened. | The first hub started at london. From there, more than 40 other coworking | 1st official "full-time" coworking space | 1st coworking space with childcare | "Coworking" becomes popular in germany |
| 2010 | 2010 | 2013 | 2013 | 2015 | 2017 |
| 600 coworking spaces worldwide | 1st global coworking survey launched | More than 100,000 people go coworking | 2500 coworking spaces counted worldwide | CU asia is hosted by hubud, a coworking space in bali. The first day is dedicated to indonesia's coworking movement | 15 500 coworking spaces worldwide |

Working Hours of Members

FACT 12:
MOST MEMBERS
WORK DURING
TRADITIONAL
OFFICE HOURS

EUROPEAN
COWORKING MEMBERS
START & FINISH
THEIR WORKING DAY
ROUGHLY TEN
MINUTES LATER
THAN THE
GLOBAL AVERAGE.

COWORKINGSURVEY.COM



■ START WORKING DAY
■ END WORKING DAY



*5% TRIMMED MEAN

9H
7MIN*
MEAN: 8H 54MIN
MEDIAN: 9H

23%
WORK AT
IRREGULAR
TIMES

& COULDN'T RESPOND
TO THIS QUESTION

22%
WORK AT
IRREGULAR
TIMES

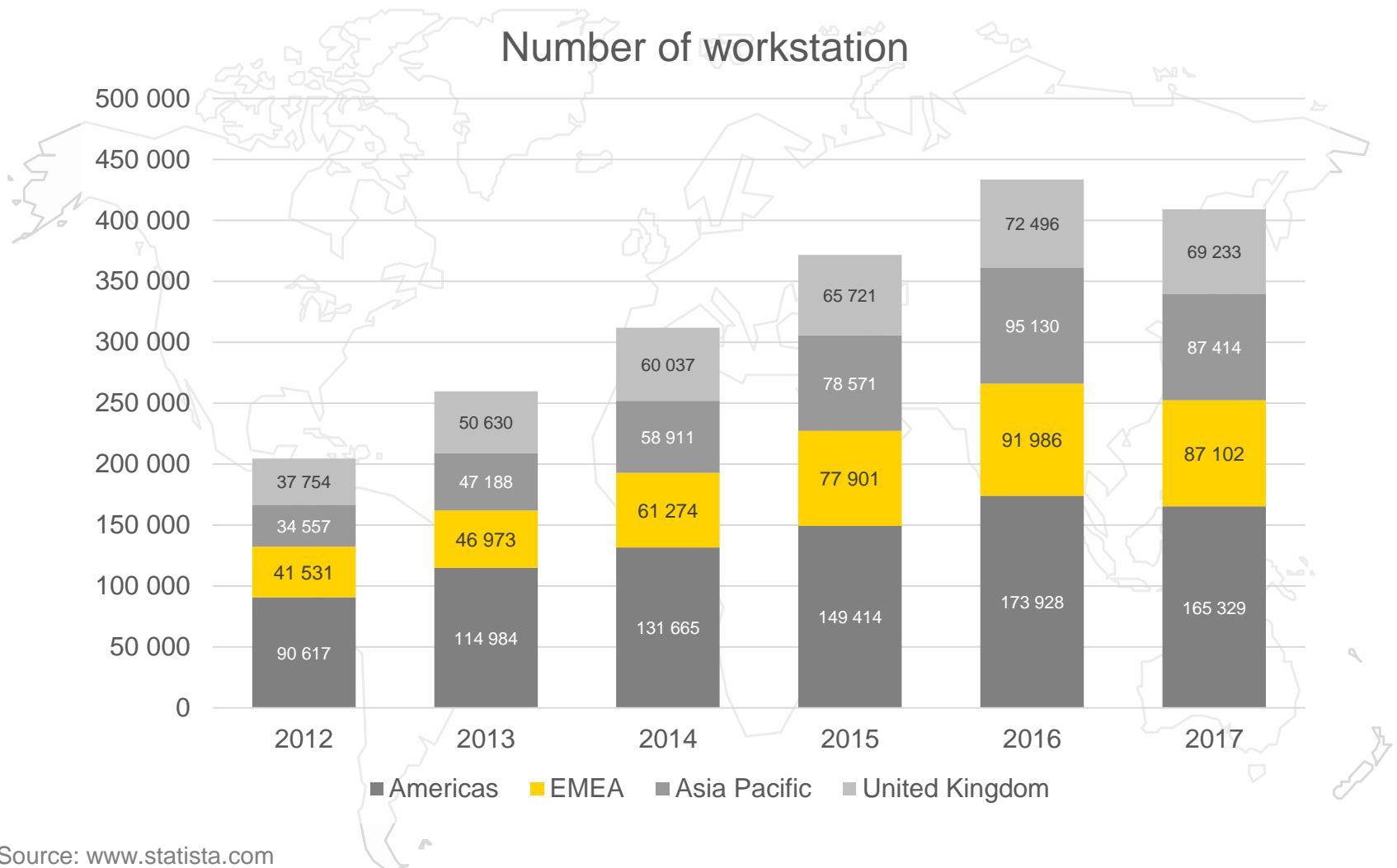
AVERAGE LENGTH OF
A WORKING DAY
(INCLUDING BREAKS)

9H
3MIN*
MEAN: 8H 58MIN
MEDIAN: 9H

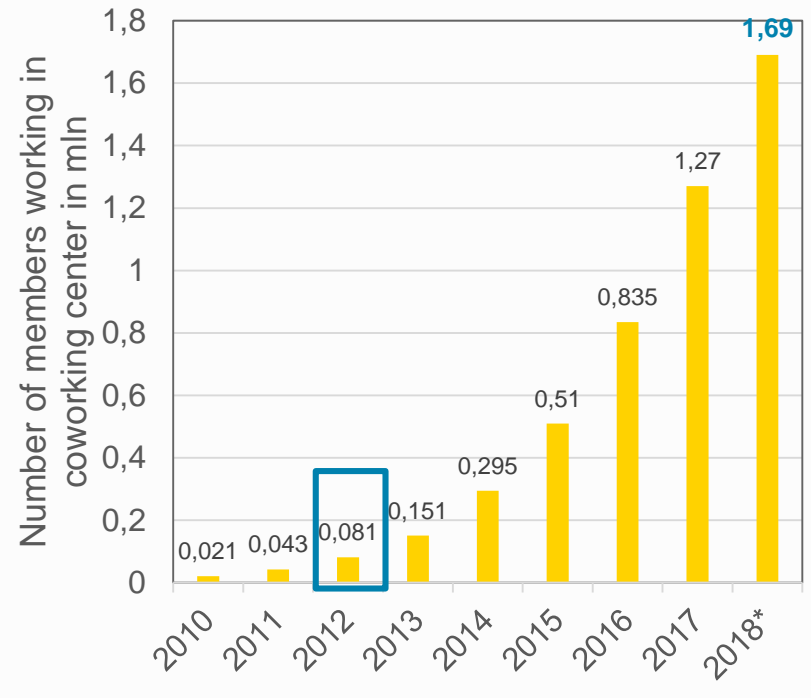
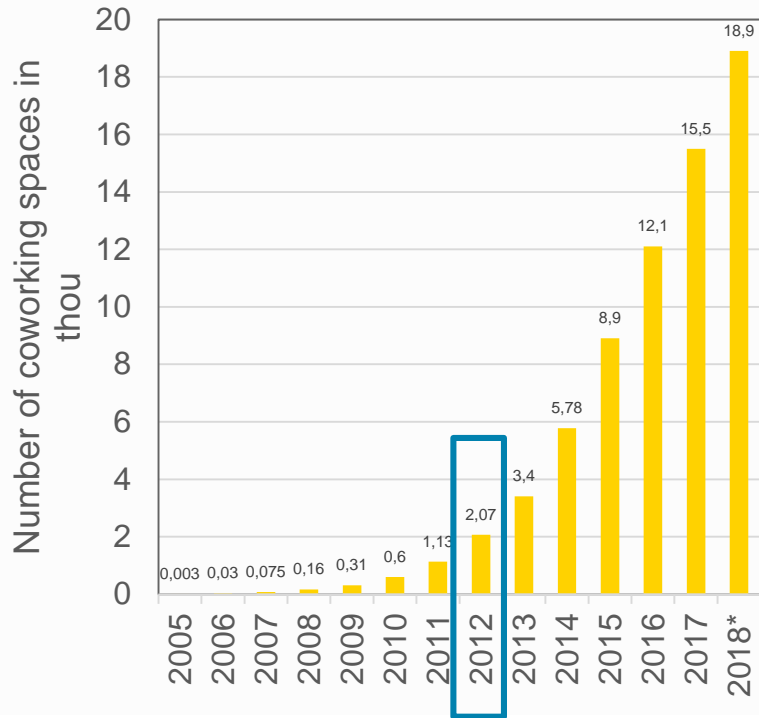
Source: www.deskmag.com

World Players

Number of workstations of Regus worldwide by region



Number of coworking spaces and number of members working in coworking center worldwide from 2005 to 2018

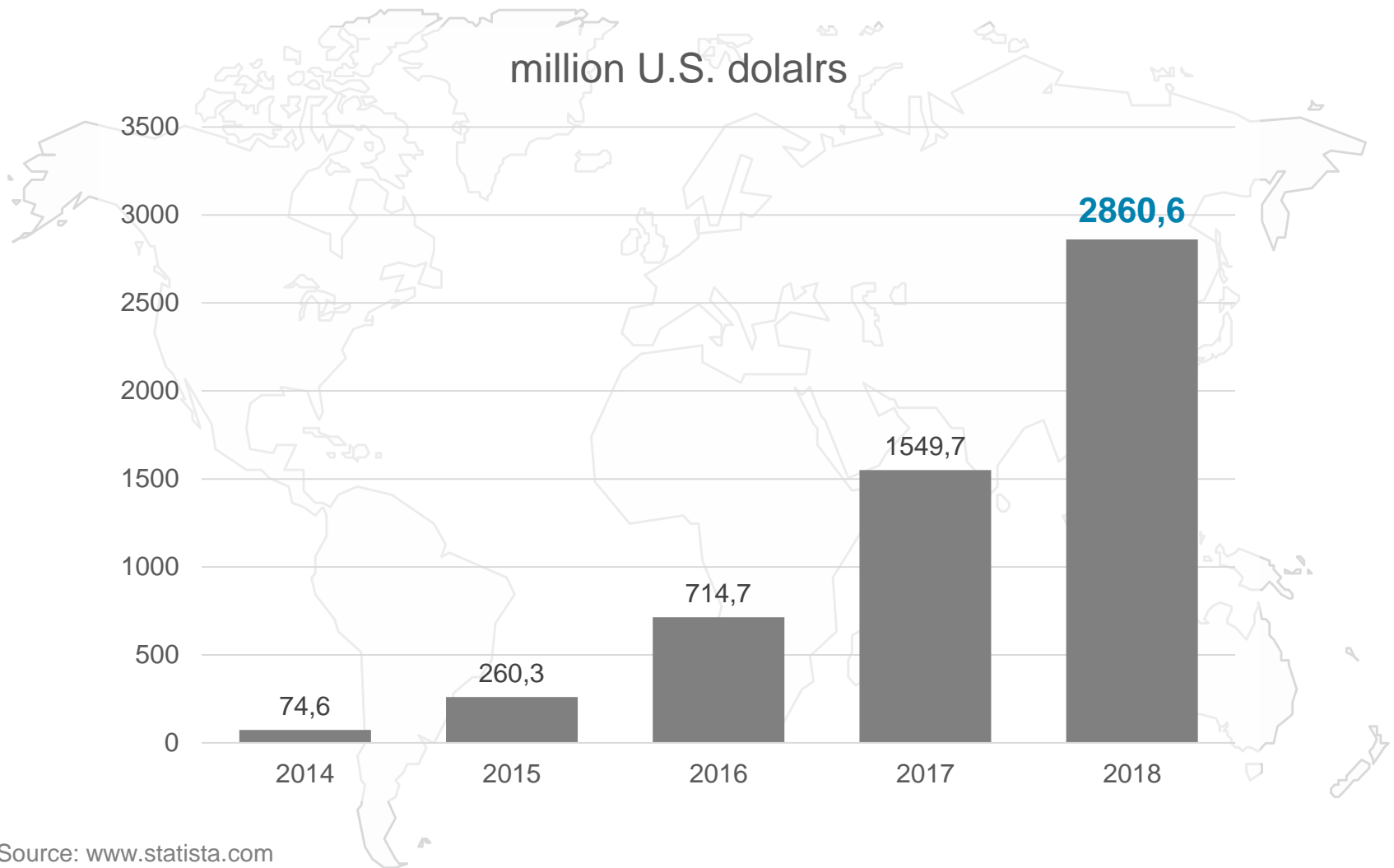


Source: www.statista.com

* Projection – the projection is based on the share of new coworking spaces in the last twelve months compared to all coworking spaces.

World Players

Forecasted revenue of WeWork worldwide from 2014 to 2018



Currently Global coworking situation

Coworking fair

- ▶ Average number of members 80
- ▶ Average desks in coworking center 70
- ▶ Utilization per desk 120 %
- ▶ Average measure of coworking space 12.2 m²
- ▶ Membership per month – 2017 195 EUR

▶ Compare global and Europe indexes

| | Europe | Global |
|---|--------|--------|
| Number of Members | 64% | 59% |
| Coworking spaces with more than 100 members | 27% | 28% |

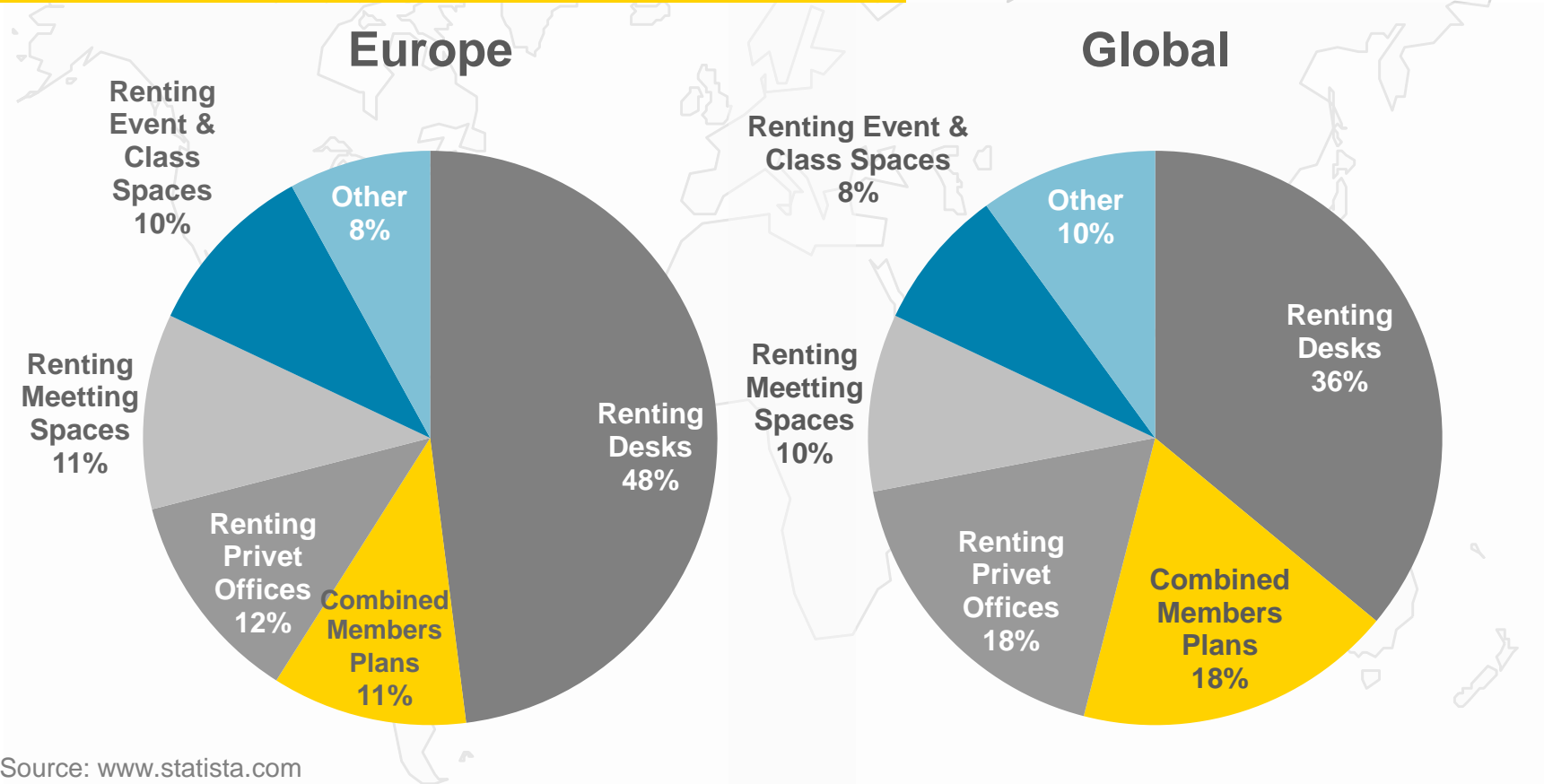
Average Monthly Revenue of All Coworking Spaces

- ▶ Per member 197 EUR
- ▶ Per desk 295 EUR
- ▶ Per square foot 1,9 EUR

Source: www.statista.com

Income streams of coworking spaces- 2017

Classic desk rental is (still) more popular than private offices as direct income stream – especially in Europe



Source: www.statista.com

Contact information



David Ešner
Manager
CSE Real Estate & Hospitality Group

+420 735 729 395
david.esner@cz.ey.com

EY | Assurance | Tax | Transactions | Advisory

About EY

EY is a global leader in assurance, tax, transaction and advisory services. The insights and quality services we deliver help build trust and confidence in the capital markets and in economies the world over. We develop outstanding leaders who team to deliver on our promises to all of our stakeholders. In so doing, we play a critical role in building a better working world for our people, for our clients and for our communities.

EY refers to the global organization and may refer to one or more of the member firms of Ernst & Young Global Limited, each of which is a separate legal entity. Ernst & Young Global Limited, a UK company limited by guarantee, does not provide services to clients. For more information about our organization, please visit ey.com.

© 2018 Ernst & Young, s.r.o. | Ernst & Young Audit, s.r.o. | E & Y Valuations s.r.o.
All Rights Reserved.

This material has been prepared for general informational purposes only and is not intended to be relied upon as accounting, tax, or other professional advice. Please refer to your advisors for specific advice.

ey.com